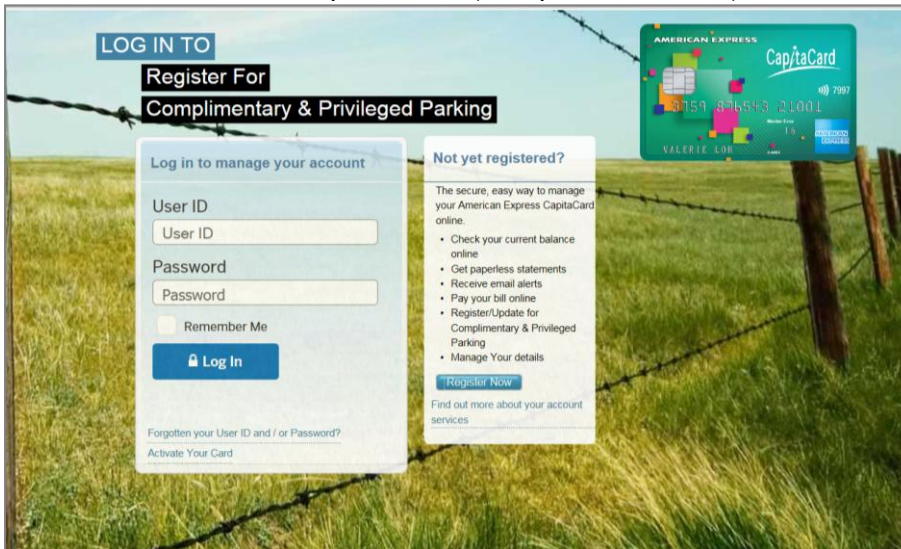
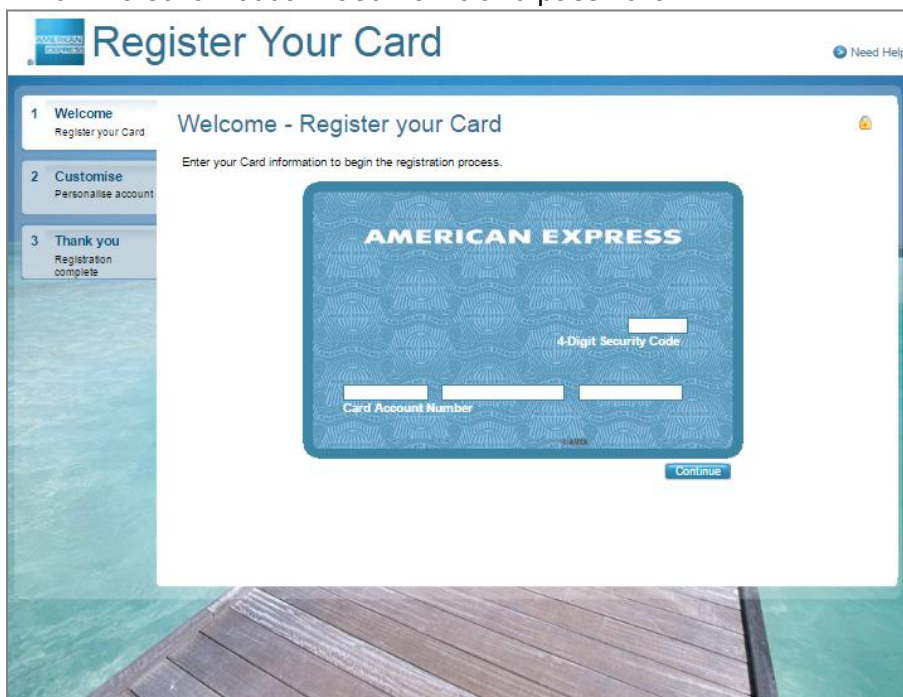


Guide to register your details for Complimentary/Privileged Parking

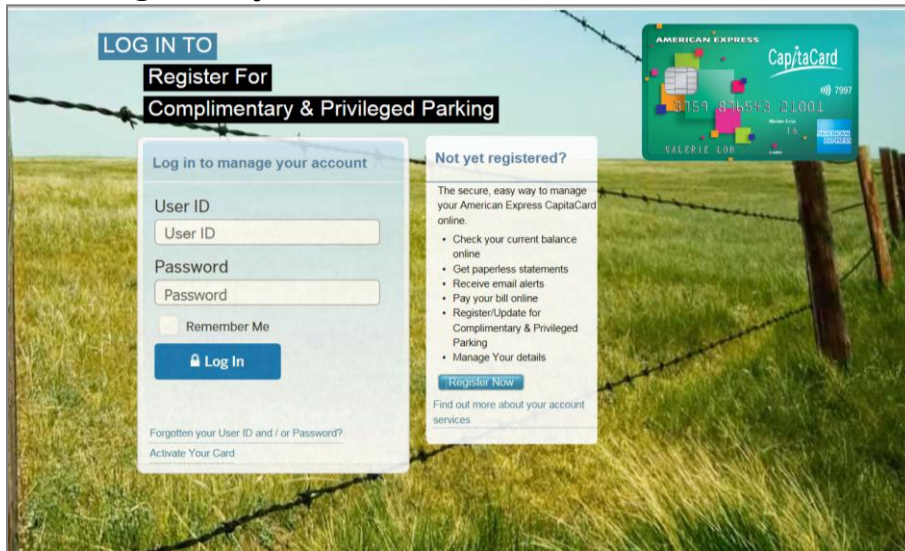
1. Visit amex.co/carpark to register the required details
 - Log in with your American Express online Card Account username and password (and proceed to #4)
 - If you do not already have one, please click “Register Now” to set up your online Card Account and password (and proceed to #2)



2. Complete all the required steps to link your American Express® CapitaCard to your online Card Account username and password



3. Go back to amex.co/carpark to register your details
- Log in with your Username and Password



4. Enter all the required details for the fields below

American Express CapitaCard
Complimentary and Privileged Parking Registration Page

-After initial registration, you can update your IU Number and Vehicle Number up to 2 times per calendar year.
-Any update of details will be processed within 5 working days.

CapitaCard

Card Member Name : []

CapitaCard Number : []

IU Number : []

Vehicle Number : []

Mobile Number : []

SUBMIT

5. Upon successful registration, you would see the screen below

